

Nicht überfahrbar / Non-traversable

# ABS-Lock<sup>®</sup> SYS I+III



MoA 242-01



DIBt



DIN CEN / TS  
16415:2013



DIN EN 795:  
2012



**Werkzeuge | Tools**



17, 19, 24



13, 17, 19, 24



**Sicherheitshinweise | Safety instructions**



- DE** Die Anweisungen der Montageanleitung (1) und Sicherheitshinweise (2) sind strikt einzuhalten.
- EN** The information contained in the assembly instructions (1) and safety instructions (2) must be strictly observed.
- NL** De aanwijzingen in de montagehandleiding (1) en de veiligheidsvoorschriften (2) moeten strikt worden nageleefd.
- ES** Respete estrictamente las instrucciones del manual de montaje (1) y las indicaciones de seguridad (2).
- IT** È assolutamente necessario attenersi alle istruzioni di montaggio (1) e alle norme di sicurezza (2).
- FR** Les instructions de la notice de montage (1) et les consignes de sécurité (2) doivent être formellement respectées.
- PL** Należy ściśle przestrzegać instrukcji montażu (1) i wskazań bezpieczeństwa (2).
- DK** Montagevejledningens (1) anvisninger som også sikkerhedshenvisningerne (2) skal overholdes.
- CZ** Je nutné striktně dodržovat instrukce obsažené v montážním návodu (1) a v bezpečnostních pokynech (2).
- GR** Πρέπει να τηρούνται αυστηρά οι οδηγίες του εγχειριδίου συναρμολόγησης (1) και των υποδείξεων ασφαλείας (2).
- SK** Dôsledne dodržiavajte pokyny montážneho návodu (1) a bezpečnostné pokyny (2).
- TR** Montaj kılavuzunun (1) ve güvenliik uyarılarının talimatlarını (2) kesinlikle uyulmalıdır.
- NO** Det er svært viktig at instruksjonene i monteringshåndboken (1) og sikkerhetsheftet (2) følges.
- RUS** Необходимо строго соблюдать требования руководства по монтажу (1) и инструкции по безопасности (2).
- RO** Indicațiile din instrucțiunile de montare (1) și din broșura cu indicații de siguranță (2) trebuie respectate cu strictețe.
- FI** Asennusohjeen (1) ja turvaohjevhikosen (2) ohjeita on ehdottomasti noudatettava.
- SE** Anvisningarna till monteringsanvisningen (1) och säkerhetsmanualen (2) måste iakttas under alla omständigheter.
- HI** इंस्ट्रक्शन के निर्देशों (1) और सुरक्षा निर्देश मैनुअल (2) में दिये गये निर्देशों का सख्ती से अनुसरण किया जाना चाहिए।
- ZH** 必须严格遵守装配说明书 (1) 和安全须知单 (2) 中的指示。
- SQ** Jëpb iallëzamal balëalimiallëat aloralëdë al fi دليل التركيب (1) وكتيب إرشادات السلامة (2) بمئقئة الدقة

**Kontakte | Contact persons**

**Vertrieb & Technische Beratung**  
Sales & Technical Support  
+49 (0) 28 32 - 972 81 - 0  
vertrieb@absturzsiherung.de

**Schulung**  
Training  
+49 (0) 28 32 - 972 81 - 254  
schulung@absturzsiherung.de



**Montagevorbereitung**  
Assembly  
+49 (0) 28 32 - 972 81 - 260  
service@absturzsiherung.de

**Mustertypenschild | Sample label**

[ABS]

**ABS SAFETY GMBH** 3

Kevelaer, Germany  
info@absturzsiherung.de  
www.absturzsiherung.de

 1
 2

---

**Mustertypenschild /**  
**Sample only**

**Chargennummer /**  
**Batch number**

---

6 Normen / Standards

7 Max. Nutzer gleichzeitig (DIN EN 795:2012)

Max. No. of simultaneous users

11 Modellnummer / Model number

-

-

-

-




-

-

8

9

10

**Inhalt | Content**



8

ABS Systemschild /  
ABS specification plate



9

ABS SP



10

ABS-Lock® Eye



12

Befestigung für Fassaden-  
kurven / Attachment for  
facade corners



14

ABS SolidCurve



16

ABS Gabelkopf  
(aufgewalzt) / ABS clevis  
(rolled on)



16

ABS ForceLimiter



17

ABS Spannelement / ABS  
tensioning element



20


ABS CompactForce



↔ 2 - 10  
m

### ABS ForceLimiter

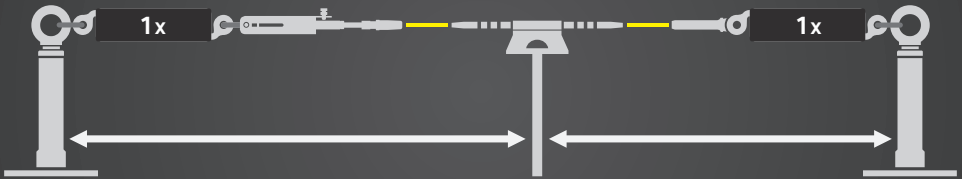
Gerades System / straight system



↔ 2 - 10  
m

### ABS ForceLimiter

Mit Kurven / with curves





max.  
**10**  
m

### ABS ForceLimiter

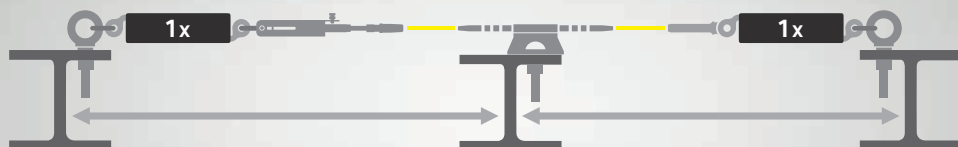
Gerades System (starres System) / straight system (stiff system)



max.  
**10**  
m

### ABS ForceLimiter

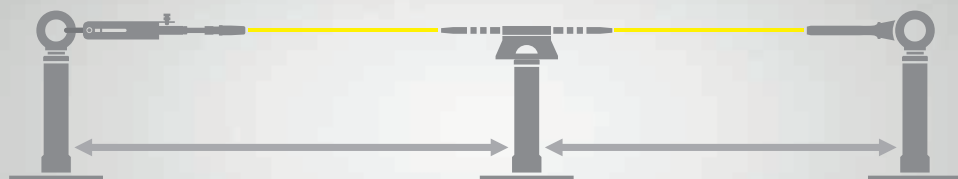
Mit Kurven (starres system) / with curves (stiff system)



max.  
**10**  
m

### ABS ForceLimiter

Mit Stützen (weiches System) / with posts (soft system)





ABS SolidCurve  
Seite / Page 14



ABS SolidCurve  
Seite / Page 14

ABS Systemschild /  
ABS specification plate  
Seite / Page 8



ABS-Lock® Eye  
Seite / Page 10



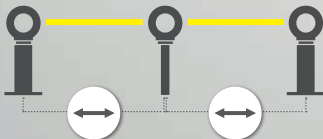
ABS Gabelkopf (aufgewalzt) /  
ABS clevis (rolled on)  
Seite / Page 16



ABS SP  
Seite / Page 9



max.  
10  
m





**ABS-Lock® Eye**  
Seite / Page 10



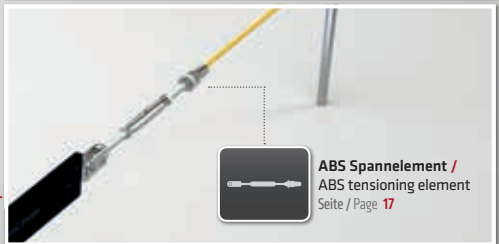
**ABS SolidCurve**  
Seite / Page 14



**OPTIONAL**  
**ABS ForceLimiter**  
Seite / Page 16



**ABS CompactForce**  
Seite / Page 20



**ABS Spannelement /**  
**ABS tensioning element**  
Seite / Page 17

**i** **Biegen per Hand**  
Bend by hand



[ABS] **50 Nm**




[ABS] **a** **24 Nm**  
**70 Nm**

**b** **24 Nm**  
**45 Nm**

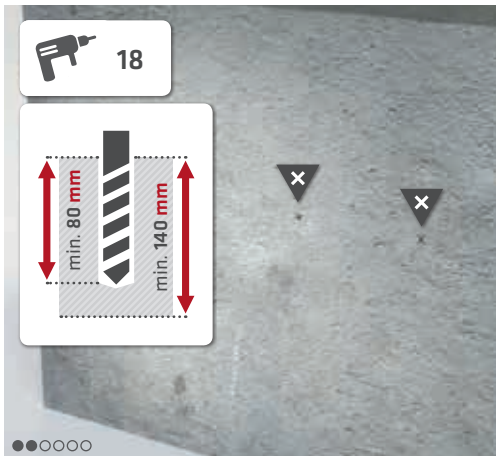







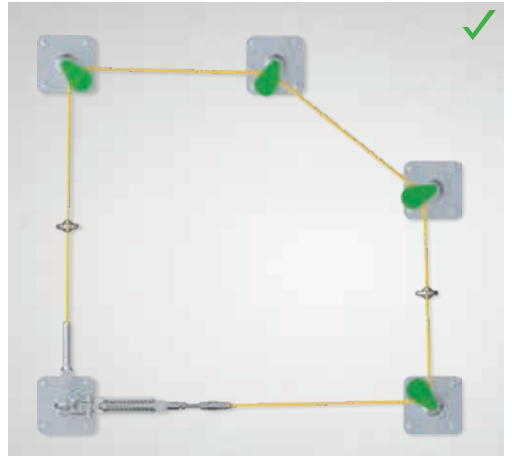





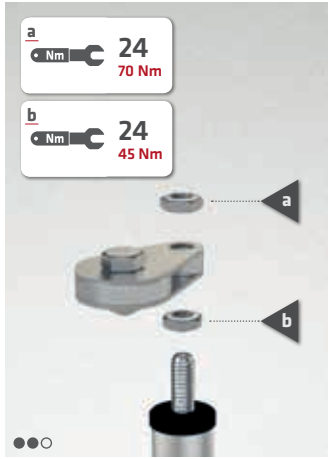








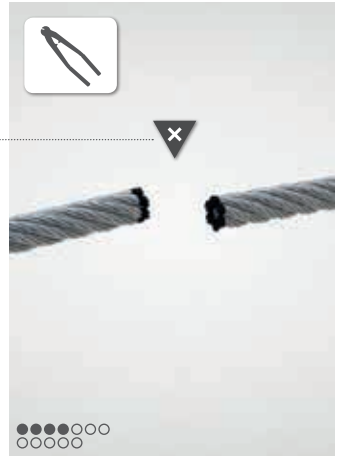
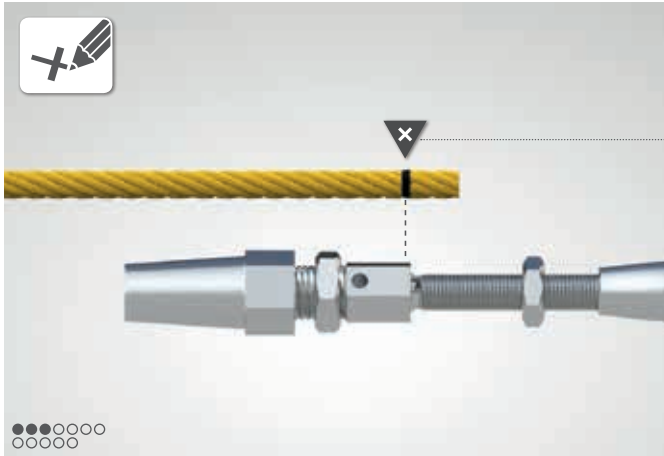
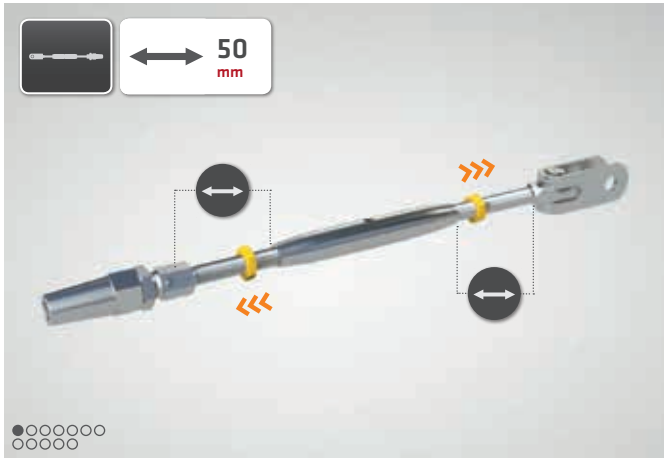















<b>SYS I</b> 8 mm	a	19
	b	24 60 Nm

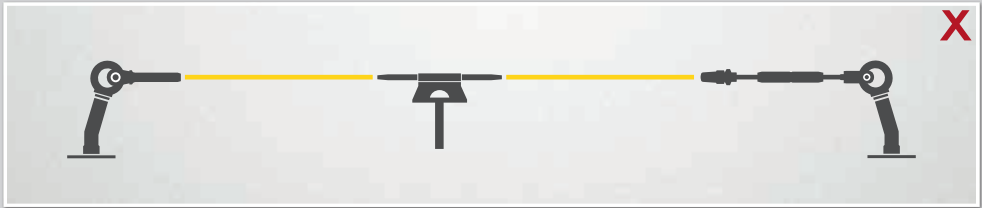
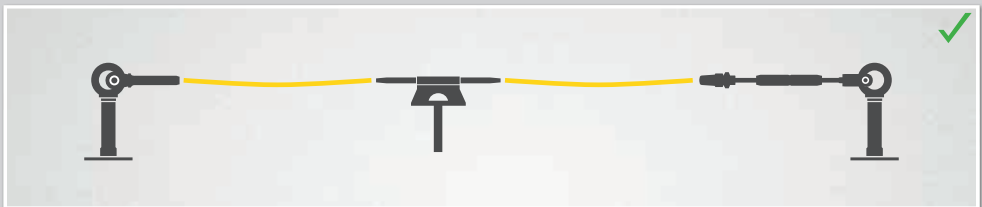


<b>SYS III</b> 6 mm	a	17
	b	19 60 Nm



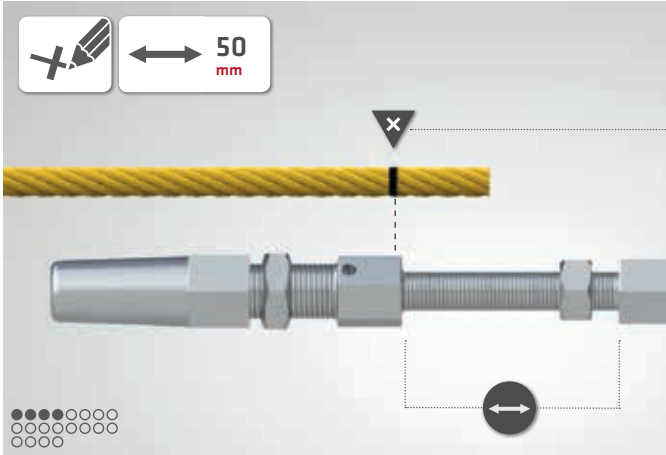




<b>SYS I</b> 8 mm	a	24
	b	24 30 Nm




<b>SYS III</b> 6 mm	a	19
	b	19 30 Nm














**SYS II**  
8 mm

a		19
b		19
		30 Nm

**SYS IV**  
6 mm

a		17
b		17
		30 Nm



--	--

--	--

# ALWAYS ON TOP!

## **ABS Safety GmbH**

Gewerbering 3  
D-47623 Kevelaer  
Germany

Tel.: +49 (0) 28 32 - 972 81 - 0  
Fax: +49 (0) 28 32 - 972 81 - 29

[info@absturzsicherung.de](mailto:info@absturzsicherung.de)

[www.absturzsicherung.de](http://www.absturzsicherung.de)  
[www.protection-anti-chute.fr](http://www.protection-anti-chute.fr)  
[www.fall-arrest.eu](http://www.fall-arrest.eu)



[instagram.com/abssafety](https://www.instagram.com/abssafety)



[youtube.com/abssafetygmbh](https://www.youtube.com/abssafetygmbh)



[facebook.com/ABS.Safety](https://www.facebook.com/ABS.Safety)